

THE
BRICK
STORE



CE

Extruded



LR

LR Sood & Co

LUDHIANA

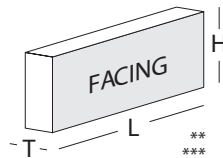
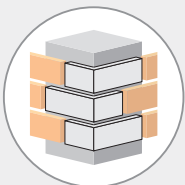

Cladding
Extruded

THE
BRICK
STORE



CE1

MANCHESTER RED



L 220 H 65 T 24 MM

Corner Consumption:

Per Running
Sq. Ft. - 4 pcs.

***Specifications:**

Weight: 0.8 Kg
Water absorption: < 14%

Coverage per sq.ft. (10mm joint):

1 sq. ft. - 5.5 pcs.
1 m2 - 60 pcs.

**Specifications are indicative, buyers are requested to undertake tests in accredited laboratories to verify suitability of bricks for particular application.*

***Individual bricks may vary dimensionally this is natural characteristic of fired clay products and is catered for in relevant Indian Standard.*

****Dimensions are subject to change without prior notice, before ordering/designing buyers are encouraged to inquire about prevailing sizes and quantities available.*

LR

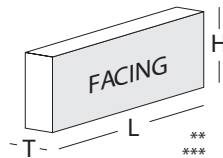
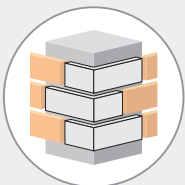

Cladding
Extruded

THE
BRICK
STORE



CE2

FLW RED



L 220 H 40 T 22 MM

Corner Consumption:

Per Running
Sq. Ft. - 4 pcs.

***Specifications:**

Weight: 0.8 Kg
Water absorption: < 12%

Coverage per sq.ft. (10mm joint):

1 sq. ft. - 8 pcs.
1 m2 - 88 pcs.

*Specifications are indicative, buyers are requested to undertake tests in accredited laboratories to verify suitability of bricks for particular application.
**Individual bricks may vary dimensionally this is natural characteristic of fired clay products and is catered for in relevant Indian Standard.
***Dimensions are subject to change without prior notice, before ordering/designing buyers are encouraged to inquire about prevailing sizes and quantities available.

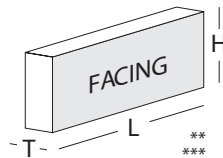
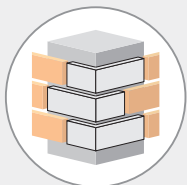
Cladding
Extruded

THE
BRICK
STORE



CE3

BRUSSELS BROWN



L 220 H 65 T 24 MM

Corner Consumption:

Per Running
Sq. Ft. - 4 pcs.

*Specifications:

Weight: 0.8 Kg
Water absorption: < 12%

Coverage per sq.ft. (10mm joint):

1 sq. ft. - 5.5 pcs.
1 m2 - 60 pcs.

**Specifications are indicative, buyers are requested to undertake tests in accredited laboratories to verify suitability of bricks for particular application.*

***Individual bricks may vary dimensionally this is natural characteristic of fired clay products and is catered for in relevant Indian Standard.*

****Dimensions are subject to change without prior notice, before ordering/designing buyers are encouraged to inquire about prevailing sizes and quantities available.*

LR

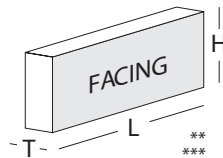
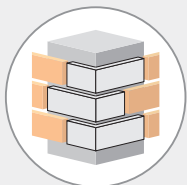

Cladding
Extruded

THE
BRICK
STORE



CE4

GENT BROWN



L 220 H 65 T 25 MM

Corner Consumption:

Per Running
Sq. Ft. - 4 pcs.

***Specifications:**

Weight: 0.8 Kg
Water absorption: < 12%

Coverage per sq.ft. (10mm joint):

1 sq. ft. - 5.5 pcs.
1 m2 - 60 pcs.

**Specifications are indicative, buyers are requested to undertake tests in accredited laboratories to verify suitability of bricks for particular application.*

***Individual bricks may vary dimensionally this is natural characteristic of fired clay products and is catered for in relevant Indian Standard.*

****Dimensions are subject to change without prior notice, before ordering/designing buyers are encouraged to inquire about prevailing sizes and quantities available.*

LR

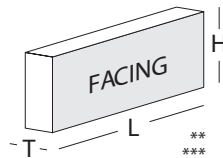
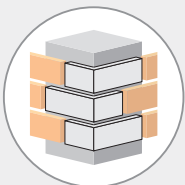
Cladding
Extruded

THE
BRICK
STORE



CE6

SOUTHAMPTON YELLOW



L 220 H 65 T 23 MM

Corner Consumption:

Per Running
Sq. Ft. - 4 pcs.

***Specifications:**

Weight: 0.8 Kg
Water absorption: < 12%

Coverage per sq.ft. (10mm joint):

1 sq. ft. - 5.5 pcs.
1 m2 - 60 pcs.

**Specifications are indicative, buyers are requested to undertake tests in accredited laboratories to verify suitability of bricks for particular application.*

***Individual bricks may vary dimensionally this is natural characteristic of fired clay products and is catered for in relevant Indian Standard.*

****Dimensions are subject to change without prior notice, before ordering/designing buyers are encouraged to inquire about prevailing sizes and quantities available.*

LR

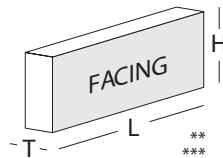
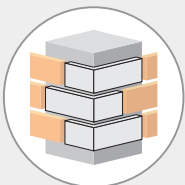
Cladding
Extruded

THE
BRICK
STORE



CE7

SCOTTISH MULTI



L 220 H 65 T 23 MM

Corner Consumption:

Per Running
Sq. Ft. - 4 pcs.

***Specifications:**

Weight: 0.8 Kg
Water absorption: < 12%

Coverage per sq.ft. (10mm joint):

1 sq. ft. - 5.5 pcs.
1 m2 - 60 pcs.

**Specifications are indicative, buyers are requested to undertake tests in accredited laboratories to verify suitability of bricks for particular application.*

***Individual bricks may vary dimensionally this is natural characteristic of fired clay products and is catered for in relevant Indian Standard.*

****Dimensions are subject to change without prior notice, before ordering/designing buyers are encouraged to inquire about prevailing sizes and quantities available.*

LR

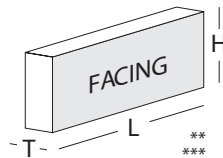
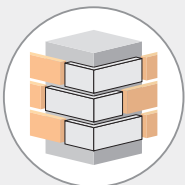
Cladding
Extruded

THE
BRICK
STORE



CE8

CHARCOAL MULTI



L 218 H 65 T 23 MM

Corner Consumption:

Per Running
Sq. Ft. - 4 pcs.

***Specifications:**

Weight: 0.8 Kg
Water absorption: < 12%

Coverage per sq.ft. (10mm joint):

1 sq. ft. - 5.5 pcs.
1 m2 - 60 pcs.

**Specifications are indicative, buyers are requested to undertake tests in accredited laboratories to verify suitability of bricks for particular application.*

***Individual bricks may vary dimensionally this is natural characteristic of fired clay products and is catered for in relevant Indian Standard.*

****Dimensions are subject to change without prior notice, before ordering/designing buyers are encouraged to inquire about prevailing sizes and quantities available.*

LR

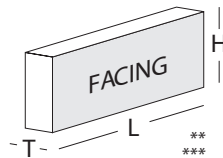
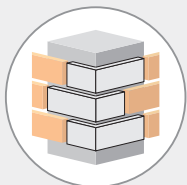
Cladding
Extruded

THE
BRICK
STORE



CE10

VALENCIA PINK



L 220 H 65 T 23 MM

Corner Consumption:

Per Running
Sq. Ft. - 4 pcs.

*Specifications:

Weight: 0.8 Kg
Water absorption: < 12%

Coverage per sq.ft. (10mm joint):

1 sq. ft. - 5.5 pcs.
1 m2 - 60 pcs.

**Specifications are indicative, buyers are requested to undertake tests in accredited laboratories to verify suitability of bricks for particular application.*

***Individual bricks may vary dimensionally this is natural characteristic of fired clay products and is catered for in relevant Indian Standard.*

****Dimensions are subject to change without prior notice, before ordering/designing buyers are encouraged to inquire about prevailing sizes and quantities available.*

LR

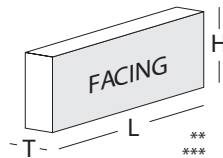
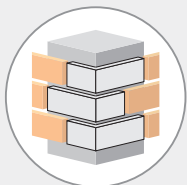
Cladding
Extruded

THE
BRICK
STORE



CE11

COVENTRY MULTI



L 215 H 65 T 23 MM

Corner Consumption:

Per Running
Sq. Ft. - 4 pcs.

*Specifications:

Weight: 0.8 Kg
Water absorption: < 12%

Coverage per sq.ft. (10mm joint):

1 sq. ft. - 5.5 pcs.
1 m2 - 60 pcs.

**Specifications are indicative, buyers are requested to undertake tests in accredited laboratories to verify suitability of bricks for particular application.*

***Individual bricks may vary dimensionally this is natural characteristic of fired clay products and is catered for in relevant Indian Standard.*

****Dimensions are subject to change without prior notice, before ordering/designing buyers are encouraged to inquire about prevailing sizes and quantities available.*

LR

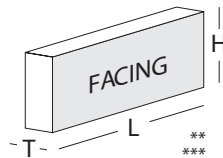
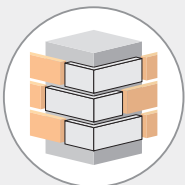
Cladding
Extruded

THE
BRICK
STORE



CE12

TEXAS BROWN MULTI



L 220 H 65 T 18 MM

Corner Consumption:

Per Running
Sq. Ft. - 4 pcs.

***Specifications:**

Weight: 0.8 Kg
Water absorption: < 12%

Coverage per sq.ft. (10mm joint):

1 sq. ft. - 5.5 pcs.
1 m2 - 60 pcs.

**Specifications are indicative, buyers are requested to undertake tests in accredited laboratories to verify suitability of bricks for particular application.*

***Individual bricks may vary dimensionally this is natural characteristic of fired clay products and is catered for in relevant Indian Standard.*

****Dimensions are subject to change without prior notice, before ordering/designing buyers are encouraged to inquire about prevailing sizes and quantities available.*

LR

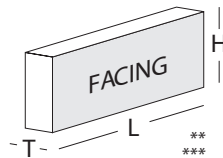
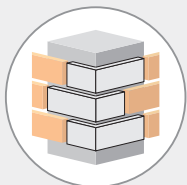
Cladding
Extruded

THE
BRICK
STORE



CE13

OAKWOOD MULTI



L 218 H 65 T 18 MM

Corner Consumption:

Per Running
Sq. Ft. - 4 pcs.

*Specifications:

Weight: 0.7 Kg
Water absorption: < 12%

Coverage per sq.ft. (10mm joint):

1 sq. ft. - 5.5 pcs.
1 m2 - 60 pcs.

*Specifications are indicative, buyers are requested to undertake tests in accredited laboratories to verify suitability of bricks for particular application.

**Individual bricks may vary dimensionally this is natural characteristic of fired clay products and is catered for in relevant Indian Standard.

***Dimensions are subject to change without prior notice, before ordering/designing buyers are encouraged to inquire about prevailing sizes and quantities available.

LR

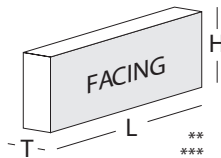
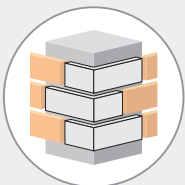
Cladding
Extruded

THE
BRICK
STORE



CE14

WARSAW MULTI



L 220 H 65 T 18 MM

Corner Consumption:

Per Running
Sq. Ft. - 4 pcs.

*Specifications:

Weight: 0.7 Kg
Water absorption: < 12%

Coverage per sq.ft. (10mm joint):

1 sq. ft. - 5.5 pcs.
1 m2 - 60 pcs.

*Specifications are indicative, buyers are requested to undertake tests in accredited laboratories to verify suitability of bricks for particular application.

**Individual bricks may vary dimensionally this is natural characteristic of fired clay products and is catered for in relevant Indian Standard.

***Dimensions are subject to change without prior notice, before ordering/designing buyers are encouraged to inquire about prevailing sizes and quantities available.

LR

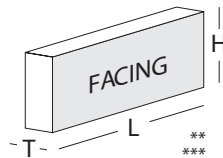
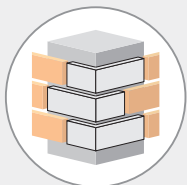
Cladding
Extruded

THE
BRICK
STORE



CE15

WARRINGTON MULTI



L 215 H 65 T 18 MM

Corner Consumption:

Per Running
Sq. Ft. - 4 pcs.

***Specifications:**

Weight: 0.7 Kg
Water absorption: < 12%

Coverage per sq.ft. (10mm joint):

1 sq. ft. - 5.5 pcs.
1 m2 - 60 pcs.

*Specifications are indicative, buyers are requested to undertake tests in accredited laboratories to verify suitability of bricks for particular application.
**Individual bricks may vary dimensionally this is natural characteristic of fired clay products and is catered for in relevant Indian Standard.
***Dimensions are subject to change without prior notice, before ordering/designing buyers are encouraged to inquire about prevailing sizes and quantities available.

LR

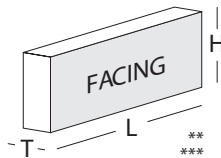
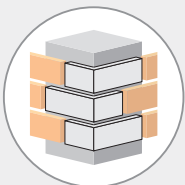
Cladding
Extruded

THE
BRICK
STORE



CE16

CASSANDRA MULTI



L 215 H 65 T 18 MM

Corner Consumption:

Per Running
Sq. Ft. - 4 pcs.

***Specifications:**

Weight: 0.7 Kg
Water absorption: < 12%

Coverage per sq.ft. (10mm joint):

1 sq. ft. - 5.5 pcs.
1 m2 - 60 pcs.

*Specifications are indicative, buyers are requested to undertake tests in accredited laboratories to verify suitability of bricks for particular application.

**Individual bricks may vary dimensionally this is natural characteristic of fired clay products and is catered for in relevant Indian Standard.

***Dimensions are subject to change without prior notice, before ordering/designing buyers are encouraged to inquire about prevailing sizes and quantities available.

LR

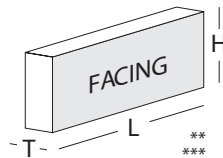
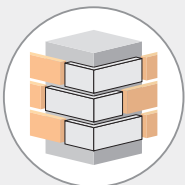
Cladding
Extruded

THE
BRICK
STORE



CE17

CANYON RETRO MULT



L 215 H 66 T 20 MM

Corner Consumption:

Per Running
Sq. Ft. - 4 pcs.

***Specifications:**

Weight: 0.7 Kg
Water absorption: < 12%

Coverage per sq.ft. (10mm joint):

1 sq. ft. - 5.5 pcs.
1 m2 - 59 pcs.

*Specifications are indicative, buyers are requested to undertake tests in accredited laboratories to verify suitability of bricks for particular application.
**Individual bricks may vary dimensionally this is natural characteristic of fired clay products and is catered for in relevant Indian Standard.
***Dimensions are subject to change without prior notice, before ordering/designing buyers are encouraged to inquire about prevailing sizes and quantities available.

LR

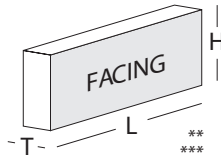
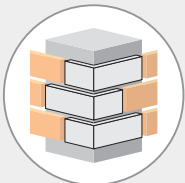
Cladding
Extruded

THE
BRICK
STORE



CE18

CHARLECOTE



L 215 H 65 T 20 MM

Corner Consumption:

Per Running
Sq. Ft. - 4 pcs.

*Specifications:

Weight: 0.7 Kg
Water absorption: < 12%

Coverage per sq.ft. (10mm joint):

1 sq. ft. - 5.5 pcs.
1 m2 - 60 pcs.

**Specifications are indicative, buyers are requested to undertake tests in accredited laboratories to verify suitability of bricks for particular application.*

***Individual bricks may vary dimensionally this is natural characteristic of fired clay products and is catered for in relevant Indian Standard.*

****Dimensions are subject to change without prior notice, before ordering/designing buyers are encouraged to inquire about prevailing sizes and quantities available.*

LR

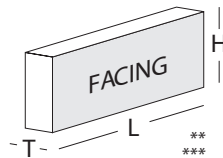
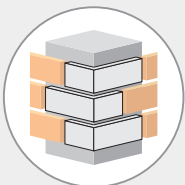
Cladding
Extruded

THE
BRICK
STORE



CE19

PALMINO BUFF



L 215 H 66 T 20 MM

Corner Consumption:

Per Running
Sq. Ft. - 4 pcs.

*Specifications:

Weight: 0.8 Kg
Water absorption: < 12%

Coverage per sq.ft. (10mm joint):

1 sq. ft. - 5.5 pcs.
1 m2 - 58.5 pcs.

**Specifications are indicative, buyers are requested to undertake tests in accredited laboratories to verify suitability of bricks for particular application.*

***Individual bricks may vary dimensionally this is natural characteristic of fired clay products and is catered for in relevant Indian Standard.*

****Dimensions are subject to change without prior notice, before ordering/designing buyers are encouraged to inquire about prevailing sizes and quantities available.*

LR

Follow thebrickstoreindia on



THE
BRICK
STORE

Ahmedabad | Bengaluru | Godhra | Hyderabad | Ludhiana | Pune | Rajkot | Vadodara

Upcoming Stores: Indore, Nashik, Surat & Delhi

LR
LR Sood & Co

The Brick Store - Ludhiana

M/s Lekh Ram Sood & Co
Sahnewal-Dehlon Road
Near Khanpur Canal
Village Bhutta
Ludhiana - 141206
Punjab, India
Cell: +91 94170 31265
+91 70690 06103
Email: ldh@thebrickstore.in

Brick Factory:

Jay Jalaram Brick Works
Near Main RTO Office
Godhra - 389001
Gujarat, India
Cell: +91 75709 75709
+91 70690 06101
Email: sales@jjb.co.in

www.thebrickstore.in

quality is our way of life

